

HU

®

SHURE
UA846Z2

GLX-D Frequency Manager

POWER

SHURE
GLXD4R

SHURE GLXD4R control panel for channel A1. Includes a digital display showing "A1 15.52 -20", a "group" button, a "channel" button, and a "power" button. A hand is pointing at the "power" button.

SHURE
GLXD4R

SHURE GLXD4R control panel for channel A2. Includes a digital display showing "A2 12.39 -20", a "group" button, a "channel" button, and a "power" button.

SHURE
GLXD4R

SHURE GLXD4R control panel for channel A3. Includes a digital display showing "A3 15.55 -20", a "group" button, a "channel" button, and a "power" button.

SHURE
GLXD4R

SHURE GLXD4R control panel for channel A4. Includes a digital display showing "A4 09.20 -20", a "group" button, a "channel" button, and a "power" button.

SHURE
GLXD4R

SHURE GLXD4R control panel for channel A5. Includes a digital display showing "A5 15.51 -20", a "group" button, a "channel" button, and a "power" button.

SHURE
GLXD4R

SHURE GLXD4R control panel for channel A6. Includes a digital display showing "A6 11.43 -20", a "group" button, a "channel" button, and a "power" button.

GLX-D® ADVANCED



GLX-D® Advanced

GLX-D ADVANCED

UA846Z2 GLX-D



/

GLXD4R

2.4 GH

GLXD4R

LED

LCD

XLR ¼



GLXD1
GLXD2

GLXD4R

GLXD1
GLXD2

SM58

30 60
20 50
16



GLX-D A a 🗣️

GLX-D

1. GLX-D

GLXD4R

2.4 GH



2. GLX-D

(11)

9

A a 🗣️

GLX-D



PA805Z2-RSMA

8 B

2.4GH

24 B



UA505

PA805Z2-RSMA UA8-Z2



RSMA

50

6 25 50 100

3.

GLX-D

4.


GLX-D



USB



16





GLX-D A a  

	UA846Z2	GLXD4R	PA805Z2-RSMA
9 11	15 VDC	42 197 163 ()	<2.1 (VSWR) 2050 2700 MH
30 (100) 60 (200) 20 (65) 50 (165)	15 VDC (6)	907.2	(2.45 GH) 8 B
GLX-D	18 °C 63 °C(0 °F 145 °F)		3 dB 100
20 H 20k H	45 483 192 ()	14 18 VDC()550 A	(2.45 GHz) 89%
120 B A	1.63	18 42 B(1 B)	50
1 /A 4.0 2 3 4 /B 7.3	SMA	/ 30 B	(2.45 GHz) 24 B
-88 B ()	2400 2483.5 MH	50	SMA
0.2%()	35 B()	½	105 164 27.5 ()
10 W E.I.R.P.()	50	20 B	70
18 °C (0 °F) 57 °C (135 °F)	10 B		
29 °C (20 °F) 74 °C (165 °F)	+15 B		
() WA302 SMA	2400 2483.5 MH		
3) 2(1/4	(OIP3) 48 B ()		
16	50		
/	35 B()		
	3 0 B		

		6.35 (1/4)
	100	100 (50)
	+18 BV 12 BV	+12 BV
	1= 2= 3=	= = =

GLXD1

90.4 64.5 22.9
()
3.7 V
(1k H 1%)+
8.4 BV (7.5 Vp-p)

900k
10 W E.I.R.P.()
4 (TA4M)

TA4M
1 ()
2 +5 V
3
4
(4)

GLXD2

(SM58)
252 51
()

(SM58)
267
3.7 V

10 W E.I.R.P.()
145 B SPL



625 22
info@shure.com.hk

618
(II) 18 A
info@shure.com.cn

1
816